

# HORIZON GLOBAL MULTI-ASSET FUND

**IU2 HUSD ISIN LU1253842774**

## Investment objective

The Fund aims to provide a return, from a combination of capital growth and income, with volatility lower than that of equity market volatility, over the long term. Performance target: To outperform the SONIA by 4% per annum, before the deduction of charges, over any 5 year period.

For the fund's investment policy, refer to the Additional fund information on page 3.

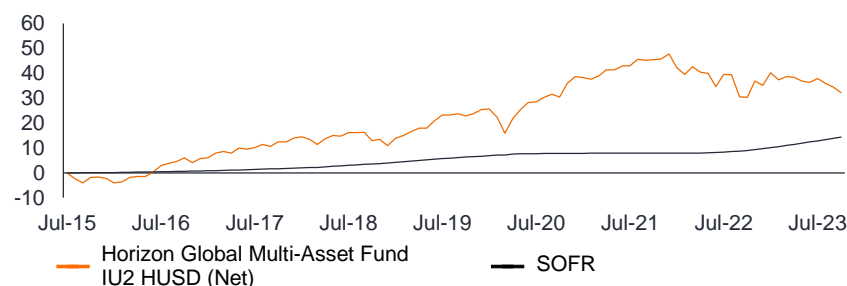
**Past performance does not predict future returns.**

## Performance (%)

Returns	Cumulative				Annualised			
	1 Month	3 Month	YTD	1 Year	3 Year	5 Year	10 Year	Since inception (28/07/15)
IU2 HUSD (Net)	-1.70	-4.12	-2.14	1.53	0.46	3.21	—	3.49
Index	0.46	1.36	4.26	4.95	2.01	2.01	—	1.64
IU2 HUSD (Gross)	—	—	—	—	—	4.38	—	4.70
Target	—	—	—	—	—	6.09	—	5.71

## Cumulative growth - USD

28 Jul 2015 — 31 Oct 2023



Calendar year	YTD at Q3 2023	2022	2021	2020	2019	2018	2017	2016	2015 from 28 Jul
IU2 HUSD (Net)	-0.44	-8.56	6.53	10.64	13.12	-2.79	7.82	8.15	-1.80
Index	3.78	1.68	0.09	1.08	2.60	2.08	1.11	0.66	0.08

Performance is on a net of fees basis, with gross income reinvested. Source: at 31/10/23. © 2023 Morningstar, Inc. All rights reserved. The information contained herein: (1) is proprietary to Morningstar and/or its content providers; (2) may not be copied or distributed; and (3) is not warranted to be accurate, complete, or timely. Neither Morningstar nor its content providers are responsible for any damages or losses arising from any use of this information. **Past performance does not predict future returns.** Performance/performance target related data will display only where relevant to the share class inception date and annualised target time period. **The value of an investment and the income from it can fall as well as rise and you may not get back the amount originally invested.** Source for target returns (where applicable) - Janus Henderson Investors. The share class currency is different to the base currency of the Fund and its chosen benchmark. Past performance for this share class includes currency hedging which is not reflected in the performance of the benchmark.

## Fund details

<b>Inception date</b>	24 July 2015
<b>Total net assets</b>	12.98m
<b>Asset class</b>	Mixed Asset
<b>Domicile</b>	Luxembourg
<b>Structure</b>	SICAV
<b>Base currency</b>	GBP
<b>Index</b>	SONIA
<b>Morningstar sector</b>	GBP Flexible Allocation

## Share class information

<b>Inception date</b>	28 July 2015
<b>Distribution type</b>	Accumulation Net
<b>Historic yield</b>	0.70%
<b>Currency</b>	USD
<b>Minimum initial investment</b>	1,000,000

The Historic Yield does not include any preliminary charge and investors may be subject to tax on their distributions.

## Portfolio management

<b>Oliver Blackbourn, CFA</b>	Manager since 2017
<b>Nick Harper, CFA</b>	Manager since 2017

## Ratings

<b>Overall Morningstar Rating™</b>	★★★★★
As of 31/10/2023	

For more information, refer to page 3.

## Risk statistics (3 years)

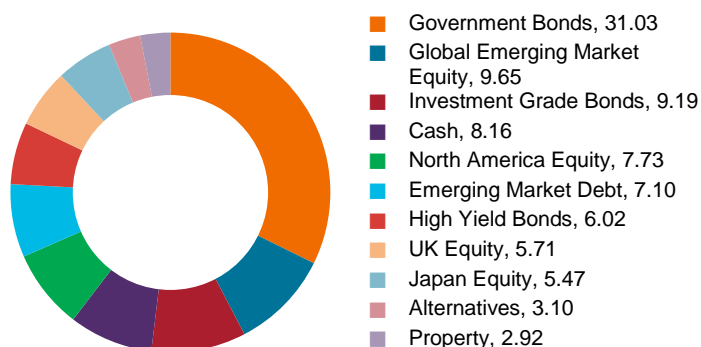
	Fund
Standard deviation	7.85

## Top holdings (%)

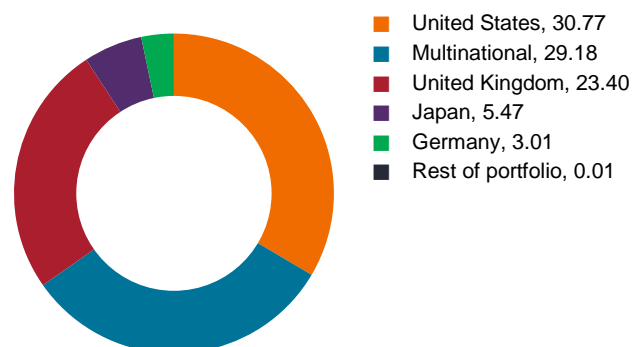
	Fund
United States Treasury Note 1.875% 2032	9.74
Invesco S&P 500 UCITS ETF	7.73
United States Treasury Note 1.25% 2028	6.18
Janus Henderson Horizon Global High Yield Bond Fund Z2 HGBP	6.02
United Kingdom Gilt 0.875% 2033	4.97
Janus Henderson Global Investment Grade Bond Fund Z1 USD	4.93
Janus Henderson Horizon Euro Corporate Bond Fund I2 EUR	4.26
Janus Henderson Horizon Emerging Markets Debt Hard Currency Fund Z2 USD	4.07
United States Treasury Note 1.625% 2029	3.99
Amundi Msci Emerging Markets II Uciits Etf	3.76
<b>Total</b>	<b>55.66</b>

References made to individual securities should not constitute or form part of any offer or solicitation to issue, securities mentioned in the report.

## Top asset allocation (%)



## Top countries (%)



## Codes

<b>ISIN</b>	LU1253842774
<b>Bloomberg</b>	HGMAX2E
<b>Cusip</b>	L470A2874
<b>SEDOL</b>	BYRYGK4
<b>WKN</b>	A14WXG
<b>Valoren</b>	28969838

## Fees & charges (%)

<b>Annual management charge (AMC)</b>	0.85
<b>Ongoing charge (OCF)</b>	1.07

All ongoing charges stated are as per latest published report and accounts.

Fund charges will impact the value of your investment. In particular, the ongoing charges applicable to each fund will dilute investment performance, particularly over time. For further explanation of charges please visit our Fund Charges page at [www.janushenderson.com](http://www.janushenderson.com).

Under some circumstances initial charges may apply. Please refer to the Prospectus for more details.

## Additional fund information

Tax assumptions and reliefs depend upon an investor's particular circumstances and may be subject to change. The performance data does not take account of the initial charge and Janus Henderson does not currently levy a redemption charge. From 7 July 2023 Paul O'Connor no longer manages this fund. From 6 April 2021 the benchmark changed from the 3 month GBP LIBOR Interest Rate to SONIA (Sterling Overnight Index Average). The Fund's investment policy and performance target also changed. Past performance shown before 6 April 2021 was achieved under circumstances that no longer apply. Please note: due to rounding the figures in the holdings breakdowns may not add up to 100%. This is a Luxembourg SICAV Fund, regulated by the Commission de Surveillance du Secteur Financier (CSSF). Note that any differences among portfolio securities currencies, share class currencies and costs to be paid or represented in currencies other than your home currency will expose you to currency risk. Costs and returns may increase or decrease as a result of currency and exchange rate fluctuations. To obtain our prospectus and any additional information please visit our website on: [www.janushenderson.com](http://www.janushenderson.com). Investment into the fund will acquire units/shares of the fund itself and not the underlying assets owned by the fund. Cash balances and exposures are based on settled and unsettled trades as at the reporting date.

### Investment policy

The Fund invests in Collective Investment Schemes (other funds including those managed by Janus Henderson and Exchange Traded Funds) to provide diversified global exposure to a range of assets including shares (equities) of companies, bonds issued by companies and governments, and to a lesser extent, alternative assets such as property and commodities. The Fund may also invest in other assets including shares (equities), bonds, cash and money market instruments. The investment manager may use derivatives (complex financial instruments) to reduce risk or to manage the Fund more efficiently. The Fund is actively managed with reference to the SONIA, as this forms the basis of the Fund's performance target. For currency hedged Share Classes, the rate that corresponds with the relevant Share Class currency is used as the basis of the performance comparison. The investment manager has complete discretion to choose investments for the Fund.

### Investment strategy

The investment manager follows a strategy that combines strategic asset allocation (based on long-term return, risk and correlation expectations of various asset classes), dynamic asset allocation (giving the strategy the flexibility to reflect the team's shorter term market views and to react quickly in times of market stress), and careful underlying fund and instrument selection. The investment process is underpinned by a robust, multi-faceted approach to risk management. The strategy results in a portfolio with exposure to a wide variety of asset classes, both traditional and alternative, in the expectation that investors will benefit from the significant diversification benefits multi-asset investing provides.

### Fund specific risks

When the Fund, or a share/unit class, seeks to mitigate exchange rate movements of a currency relative to the base currency (hedge), the hedging strategy itself may positively or negatively impact the value of the Fund due to differences in short-term interest rates between the currencies. The Fund could lose money if a counterparty with which the Fund trades becomes unwilling or unable to meet its obligations, or as a result of failure or delay in operational processes or the failure of a third party provider. Shares/Units can lose value rapidly, and typically involve higher risks than bonds or money market instruments. The value of your investment may fall as a result. The Fund invests in other funds (including exchange-traded funds and investment trusts/companies). This may introduce more risky assets, derivative usage and other risks associated with the underlying funds, as well as contributing to a higher level of ongoing charges. The Fund may use derivatives to help achieve its investment objective. This can result in leverage (higher levels of debt), which can magnify an investment outcome. Gains or losses to the Fund may therefore be greater than the cost of the derivative. Derivatives also introduce other risks, in particular, that a derivative counterparty may not meet its contractual obligations. If the Fund holds assets in currencies other than the base currency of the Fund, or you invest in a share/unit class of a different currency to the Fund (unless hedged, i.e. mitigated by taking an offsetting position in a related security), the value of your investment may be impacted by changes in exchange rates. Securities within the Fund could become hard to value or to sell at a desired time and price, especially in extreme market conditions when asset prices may be falling, increasing the risk of investment losses.

### Source for fund ratings/awards

Overall Morningstar Rating™ is a measure of a fund's risk-adjusted return, relative to similar funds. Fund share classes are rated from 1 to 5 stars, with the best performers receiving 5 stars and the worst performers receiving a single star. Overall Morningstar Rating™ is shown for Janus Henderson share classes achieving a rating of 4 or 5. Ratings should not be taken as a recommendation. For more detailed information about Morningstar Ratings, including its methodology, please go to [www.global.morningstar.com/managedisclosures](http://www.global.morningstar.com/managedisclosures).

## Glossary

### Historic Yield

The Historic Yield reflects distributions declared over the past 12 months as a percentage of the mid-market share price, as at the date shown.

### Standard deviation

A statistic that measures the variation or dispersion of a set of values/data. A low standard deviation shows the values tend to be close to the mean while a high standard deviation indicates the values are more spread out. In terms of valuing investments, standard deviation can provide a gauge of the historical volatility of an investment.

**Janus Henderson**  
— INVESTORS —

FOR MORE INFORMATION PLEASE VISIT [JANUSHENDERSON.COM](http://JANUSHENDERSON.COM)

**ESG integration** is the practice of incorporating material environmental, social and governance (ESG) information or insights in a non-binding manner alongside traditional measures into the investment decision process to improve long term financial outcomes of portfolios. This product does not pursue a sustainable investment strategy or have a sustainable investment objective or otherwise take ESG factors into account in a binding manner. ESG related research is one of many factors considered within the investment process and in this material we seek to show why it is financially relevant. Any investment application will be made solely on the basis of the information contained in the Fund's prospectus (including all relevant covering documents), which will contain investment restrictions. This is a marketing communication and is intended as a summary only and potential investors must refer to the prospectus of the UCITS and to the KID before investing. Information is provided on the Fund on the strict understanding that it is to - or for clients resident outside the USA. A copy of the Fund's prospectus and key information document can be obtained from Janus Henderson Investors UK Limited in its capacity as Investment Manager and Distributor. Nothing in this communication is intended to or should be construed as advice. This communication does not constitute an offer or a recommendation to sell or purchase any investment. It does not form part of any contract for the sale or purchase of any investment. The performance data does not take into account the commissions and costs incurred on the issue and redemption of units. Deductions for charges and expenses are not made uniformly throughout the life of the investment but may be loaded disproportionately at subscription. If you withdraw from an investment up to 90 calendar days after subscribing you may be charged a Trading Fee as set out in the Fund's prospectus. This may impact the amount of money which you will receive and you may not get back the amount invested. The value of an investment and the income from it can fall as well as rise significantly. Some Sub-Funds of the Fund can be subject to increased volatility due to the composition of their respective portfolios. Tax assumptions and reliefs depend upon an investor's particular circumstances and may change if those circumstances or the law change. If you invest through a third party provider you are advised to consult them directly as charges, performance and terms and conditions may differ materially. The Fund

is a recognised collective investment scheme for the purpose of promotion into the United Kingdom. Potential investors in the United Kingdom are advised that all, or most, of the protections afforded by the United Kingdom regulatory system will not apply to an investment in the Fund and that compensation will not be available under the United Kingdom Financial Services Compensation Scheme. The Fund is a foreign collective investment scheme registered in the Netherlands with the Authority for the Financial Markets and in Spain with the CNMV with the number 353. A list of distributors is available at [www.cnmv.es](http://www.cnmv.es). For sustainability related aspects please access [Janushenderson.com](http://Janushenderson.com). We may record telephone calls for our mutual protection, to improve customer service and for regulatory record keeping purposes. With effect from 1 January 2023, the Key Investor Information document (KIID) changed to the Key Information Document (KID), except in the UK where investors should continue to refer to the KIID. The Janus Henderson Horizon Fund (the "Fund") is a Luxembourg SICAV incorporated on 30 May 1985, managed by Janus Henderson Investors Europe S.A. Issued by Janus Henderson Investors. Janus Henderson Investors is the name under which investment products and services are provided by Janus Henderson Investors International Limited (reg no. 3594615), Janus Henderson Investors UK Limited (reg. no. 906355), Janus Henderson Fund Management UK Limited (reg. no. 2678531), (each registered in England and Wales at 201 Bishopsgate, London EC2M 3AE and regulated by the Financial Conduct Authority) and Janus Henderson Investors Europe S.A. (reg no. B22848 at 2 Rue de Bitbourg, L-1273, Luxembourg and regulated by the Commission de Surveillance du Secteur Financier). Copies of the Fund's prospectus, Key Information Document, articles of incorporation, annual and semi-annual reports are available in English and other local languages as required from [www.janushenderson.com](http://www.janushenderson.com). These documents can also be obtained free of charge from the Registered Office of the Company at 2 Rue de Bitbourg, L-1273, Luxembourg. They can also be obtained free of charge from the local Facilities Agents and the Swiss representative and paying agent. Janus Henderson Investors Europe S.A. ("JHIESA"), 2 rue de Bitbourg, L-1273 Luxembourg, is the Facilities Agent in Austria, Belgium Germany, Ireland, Malta, Portugal, Sweden and Liechtenstein. JHIESA is also the Facilities Agent for France (Sub – TA is CACEIS). FE fundinfo (Luxembourg) S.à.r.l., 6 Boulevard des Lumières, Belvaux, 4369 Luxembourg, is the Facilities Agent in Denmark, Finland, Iceland, Netherlands, Norway, Poland and Greece. State Street Bank International GmbH – Succursale Italia, Società Generale Securities Services S.p.A (SGSS S.p.A), Allfunds Bank S.A.U filiale di Milano, Caceis Bank Italy Branch, and Banca Sella Holding S.p.A. are the Sub Transfer Agents for Italy. Allfunds Bank S.A., Estafeta 6, La Moraleja, Complejo Plaza de la Fuente, Alcobendas 28109, Madrid, Spain is the Facilities Agent in Spain.

The Extract Prospectus, the key information documents, the Company's Articles as well as the annual and semi-annual reports may be obtained free of charge from the Swiss Representative. The Swiss Representative is FIRST INDEPENDENT FUND SERVICES LTD., Klausstrasse 33, CH-8008 Zurich, tel: +41 44 206 16 40, fax: +41 44 206 16 41, web [www.fifs.ch](http://www.fifs.ch) The Paying Agent in Switzerland is Banque Cantonale de Genève, 17, quai de l'Île, CH-1204 Geneva, Switzerland.

The Hong Kong Representative is Janus Henderson Investors Hong Kong Limited of Suites 706-707, Chater House, 8 Connaught Road Central, Central, Hong Kong. Janus Henderson Investors (Singapore) Limited (Company Registration No. 199700782N), whose principal place of business is at 138, Market Street #34-03/04, CapitaGreen, Singapore 048946, Singapore (Tel: 65 6813 1000). The summary of Investors Rights is available in English from <https://www.janushenderson.com/summary-of-investors-rights-english>. Janus Henderson Investors Europe S.A. may decide to terminate the marketing arrangements of this Collective Investment Scheme in accordance with the appropriate regulation. Janus Henderson and Knowledge Shared are trademarks of Janus Henderson Group plc or one of its subsidiaries. © Janus Henderson Group plc.