Janus Henderson INVESTORS

# HORIZON ASIAN GROWTH FUND

H2 EUR ISIN LU1678960656

## Investment objective

The Fund aims to provide capital growth over the long term. Performance target: To outperform the MSCI AC Asia Pacific ex Japan Index by at least 2% per annum, before the deduction of charges, over any 5 year period.

For the fund's investment policy, refer to the Additional fund information on page 3.
**Past performance does not predict future returns.**

## Performance (%)

| Returns | Cumulative | | | | Annualised | | | |
|---|---|---|---|---|---|---|---|---|
| | 1 Month | 3 Month | YTD | 1 Year | 3 Year | 5 Year | 10 Year | Since inception (15/12/17) |
| H2 EUR (Net) | 4.16 | 3.04 | 1.87 | 0.51 | -7.77 | 1.63 | — | 1.20 |
| Index | 4.89 | 4.98 | 1.56 | 3.36 | -2.91 | 3.66 | — | 3.03 |
| Sector | 4.29 | 5.07 | 1.64 | 1.45 | -2.73 | 3.97 | — | 3.13 |
| H2 EUR (Gross) | — | — | — | — | — | 2.86 | — | 2.41 |
| Target | — | — | — | — | — | 5.74 | — | 5.09 |

### Cumulative growth - EUR

15 Dec 2017 — 29 Feb 2024

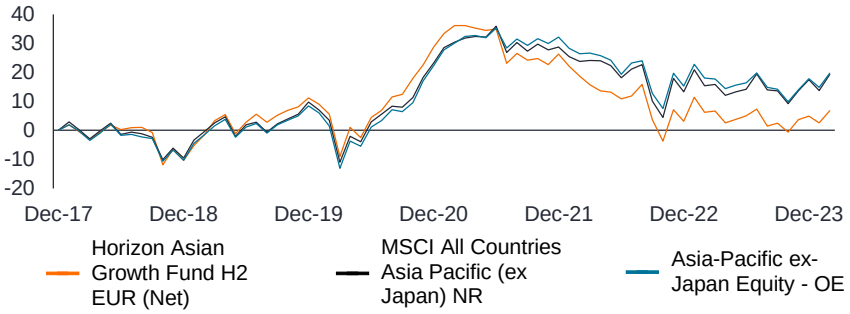


| Calendar year | 2023 | 2022 | 2021 | 2020 | 2019 | 2018 | 2017 from 15 Dec |
|---|---|---|---|---|---|---|---|
| H2 EUR (Net) | 1.69 | -18.33 | -1.95 | 15.82 | 24.02 | -10.36 | 0.81 |
| Index | 3.73 | -12.07 | 4.48 | 12.33 | 21.35 | -9.58 | 0.92 |
| Sector | 2.20 | -12.75 | 7.95 | 12.86 | 20.93 | -10.34 | 1.12 |

Performance is on a net of fees basis, with gross income reinvested. Source: at 29/02/24. © 2024 Morningstar, Inc. All rights reserved. The information contained herein: (1) is proprietary to Morningstar and/or its content providers; (2) may not be copied or distributed; and (3) is not warranted to be accurate, complete, or timely. Neither Morningstar nor its content providers are responsible for any damages or losses arising from any use of this information. **Past performance does not predict future returns.** Performance/performance target related data will display only where relevant to the share class inception date and annualised target time period. **The value of an investment and the income from it can fall as well as rise and you may not get back the amount originally invested.** Source for target returns (where applicable) - Janus Henderson Investors.

## Fund details

| | |
|---|---|
| **Inception date** | 01 July 1985 |
| **Total net assets** | 13.75m |
| **Asset class** | Equities |
| **Domicile** | Luxembourg |
| **Structure** | SICAV |
| **Base currency** | USD |
| **Index** | MSCI AC Asia Pacific ex Japan Index |
| **Morningstar sector** | Asia-Pacific ex-Japan Equity |

## Share class information

| | |
|---|---|
| **Inception date** | 15 December 2017 |
| **Distribution type** | Accumulation Net |
| **Historic yield** | 1.00% |
| **Currency** | EUR |
| **Minimum initial investment** | 7,500 |

The Historic Yield does not include any preliminary charge and investors may be subject to tax on their distributions.

## Portfolio management

| | |
|---|---|
| **Daniel J. Graña, CFA** | Manager since 2022 |
| **Matthew Culley** | Manager since 2022 |

## Characteristics

| | |
|---|---|
| Number of holdings: Equity issues | 48 |
| Active share | 74.15% |
| Weighted average market cap | 115.36bn |
| Price-to-book ratio | 2.50 |
| Price-to-earnings ratio | 16.30 |

## Risk statistics (3 years)

| | Fund | Index |
|---|---|---|
| Beta | 0.96 | — |
| Standard deviation | 14.63 | 14.48 |
| Sharpe ratio | -0.60 | -0.28 |

## Top holdings (%)

| | Fund |
|---|---|
| Taiwan Semiconductor Manufacturing | 9.32 |
| Samsung Electronics | 8.84 |
| AIA Group | 4.28 |
| HDFC Bank | 3.53 |
| CSL | 3.35 |
| National Australia Bank | 3.17 |
| Bharti Airtel | 3.05 |
| Santos | 2.88 |
| BHP Group | 2.61 |
| Telkom Indonesia Persero | 2.56 |

References made to individual securities should not constitute or form part of any offer or solicitation to issue, securities mentioned in the report.

## Market capitalisation of equity holdings (%)

| | Fund | Index |
|---|---|---|
| >US$5bn | 83.12 | 93.86 |
| US$1bn-5bn | 9.71 | 6.03 |
| <US$1bn | 2.36 | — |

## Top sectors (%)

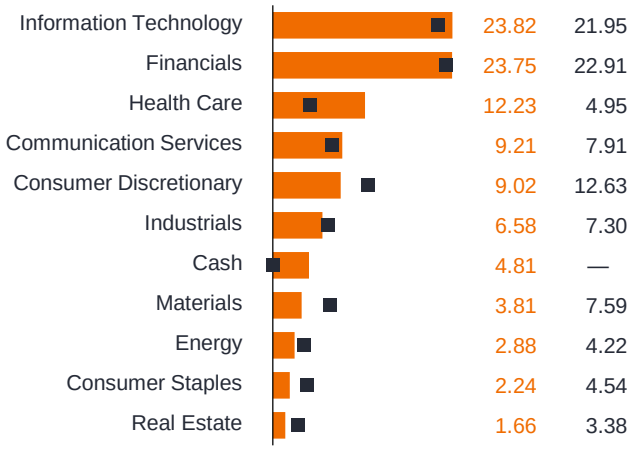


## Regions (%)

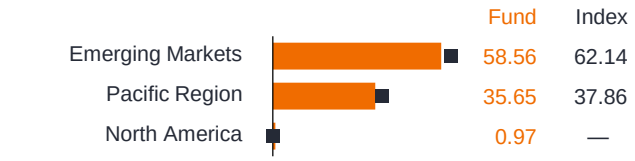


## Codes

| | |
|---|---|
| **ISIN** | LU1678960656 |
| **Bloomberg** | JHAGH2E |
| **SEDOL** | BF0LF91 |
| **WKN** | A2JC94 |
| **Valoren** | 39580121 |

## Fees & charges (%)

| | |
|---|---|
| **Annual management charge (AMC)** | 0.60 |
| **Performance fee description** | 10% of any returns that subject to a high water mark the share class achieves above the MSCI AC Asia Pacific ex Japan Index |
| **Ongoing charge (OCF)** | 1.27 |

All ongoing charges stated are as per latest published report and accounts.

Fund charges will impact the value of your investment. In particular, the ongoing charges applicable to each fund will dilute investment performance, particularly over time. For further explanation of charges please visit our Fund Charges page at www.janushenderson.com.

Performance fees may be charged before the Fund's outperformance target is reached.

Performance fees are charged separately as a way of rewarding the investment manager for superior returns or for outperforming specified targets. A Performance Fee is accrued where the NAV outperforms the relevant Hurdle NAV (subject to a High Water Mark). For further explanation of the performance fee calculation methodology please see the relevant prospectus, available at www.janushenderson.com.

Under some circumstances initial charges may apply. Please refer to the Prospectus for more details.

# Additional fund information

Tax assumptions and reliefs depend upon an investor's particular circumstances and may be subject to change. Please note the performance target is to be achieved over a specific annualised time period. Refer to the performance target wording within the objective. The performance data does not take account of the initial charge and Janus Henderson does not currently levy a redemption charge. From 2 May 2017, the benchmark changed from the MSCI AC Asia ex Japan Index to the MSCI AC Asia Pacific ex Japan Index. Past performance shown before 2 May 2017 was achieved under circumstances that no longer apply. Please note: due to rounding the figures in the holdings breakdowns may not add up to 100%. The performance fee described on page 2 will be applicable if the fund achieves a return in excess of the High Water Mark and the MSCI AC Asia Pacific ex Japan Index. Investors should refer to the prospectus for full details on performance fee where a performance fee is applicable. This is a Luxembourg SICAV Fund, regulated by the Commission de Surveillance du Secteur Financier (CSSF). Note that any differences among portfolio securities currencies, share class currencies and costs to be paid or represented in currencies other than your home currency will expose you to currency risk. Costs and returns may increase or decrease as a result of currency and exchange rate fluctuations. To obtain our prospectus and any additional information please visit our website on: www.janushenderson.com. Investment into the fund will acquire units/shares of the fund itself and not the underlying assets owned by the fund. Cash balances and exposures are based on settled and unsettled trades as at the reporting date.

## Investment policy

The Fund invests at least two-thirds of its assets in a portfolio of shares (equities) and equity-related securities of companies, of any size, in any industry, in the Asia Pacific region (including the Indian subcontinent and Australasia, but excluding Japan). Companies will have their registered office in or do most of their business (directly or through subsidiaries) in this region. The Fund may invest up to 20% of its assets in China A-Shares. The Fund may also invest in other assets including companies outside this region, investment grade government bonds, cash and money market instruments. The Investment Manager may use derivatives (complex financial instruments) to reduce risk or to manage the Fund more efficiently. The Fund is actively managed with reference to the MSCI AC Asia Pacific ex Japan Index, which is broadly representative of the companies in which it may invest, as this forms the basis of the Fund's performance target and the level above which performance fees may be charged (if applicable). The Investment Manager has discretion to choose investments for the Fund with weightings different to the index or not in the index, but at times the Fund may hold investments similar to the index.

## Investment strategy

The Investment Manager seeks to identify quality companies and capture growth in the dynamic and fast-growing Asia Pacific region through different market conditions. The investment process is driven by stock selection, based on in-depth research, resulting in a high-conviction portfolio.

## Fund specific risks

When the Fund, or a share/unit class, seeks to mitigate exchange rate movements of a currency relative to the base currency (hedge), the hedging strategy itself may positively or negatively impact the value of the Fund due to differences in short-term interest rates between the currencies. The Fund could lose money if a counterparty with which the Fund trades becomes unwilling or unable to meet its obligations, or as a result of failure or delay in operational processes or the failure of a third party provider. The Fund may invest in China A shares via a Stock Connect programme. This may introduce additional risks including operational, regulatory, liquidity and settlement risks. Shares/Units can lose value rapidly, and typically involve higher risks than bonds or money market instruments. The value of your investment may fall as a result. Emerging markets expose the Fund to higher volatility and greater risk of loss than developed markets; they are susceptible to adverse political and economic events, and may be less well regulated with less robust custody and settlement procedures. If a Fund has a high exposure to a particular country or geographical region it carries a higher level of risk than a Fund which is more broadly diversified. This Fund may have a particularly concentrated portfolio relative to its investment universe or other funds in its sector. An adverse event impacting even a small number of holdings could create significant volatility or losses for the Fund. The Fund may use derivatives with the aim of reducing risk or managing the portfolio more efficiently. However this introduces other risks, in particular, that a derivative counterparty may not meet its contractual obligations. If the Fund holds assets in currencies other than the base currency of the Fund, or you invest in a share/unit class of a different currency to the Fund (unless hedged, i.e. mitigated by taking an offsetting position in a related security), the value of your investment may be impacted by changes in exchange rates. Securities within the Fund could become hard to value or to sell at a desired time and price, especially in extreme market conditions when asset prices may be falling, increasing the risk of investment losses.

## Source for fund ratings/awards

Overall Morningstar Rating™ is shown for Janus Henderson share classes achieving a rating of 4 or 5.

# Glossary

**Active share**
This measures how much a portfolio's holdings differ from its benchmark index. For example, a portfolio with an active share of 60% indicates that 60% of its holdings differ from its benchmark, while the remaining 40% mirror the benchmark.

**Beta**
Beta measures how a fund or security moves in relationship to the overall market. A market has a beta of 1. If the fund/security's beta is more than 1, it moves more than the market, while a beta lower than 1 means it moves to a lesser extent than the market. A negative beta could mean the fund/security moves in the opposite direction to the market.

**Historic Yield**
The Historic Yield reflects distributions declared over the past 12 months as a percentage of the mid-market share price, as at the date shown.

**Price-to-book (P/B) ratio**
A financial ratio used to value a company's shares. It is calculated by dividing a company's market value (share price) by the book value of its equity (value of the company's assets on its balance sheet). A P/B value <1 can indicate a potentially undervalued company or a declining business. The higher the P/B ratio, the higher the premium the market is willing to pay for the company above the book (balance sheet) value of its assets.

**Price-to-earnings (P/E) ratio**
A popular ratio used to value a company's shares, compared to other stocks, or a benchmark index. It is calculated by dividing the current share price by its earnings per share.

**Sharpe ratio**
This measures a portfolio's risk-adjusted performance. A high Sharpe ratio indicates a better risk-adjusted return. The ratio is designed to measure how far a portfolio's return can be attributed to fund manager skill as opposed to excessive risk taking.

**Standard deviation**
A statistic that measures the variation or dispersion of a set of values/data. A low standard deviation shows the values tend to be close to the mean while a high standard deviation indicates the values are more spread out. In terms of valuing investments, standard deviation can provide a gauge of the historical volatility of an investment.

**Weighted average market cap**
The average market capitalisation of a holding, weighted by the size of that position in a portfolio or index.

FOR MORE INFORMATION PLEASE VISIT **JANUSHENDERSON.COM**

Janus Henderson INVESTORS

**ESG integration** is the practice of incorporating material environmental, social and governance (ESG) information or insights in a non-binding manner alongside traditional measures into the investment decision process to improve long term financial outcomes of portfolios. This product does not pursue a sustainable investment strategy or have a sustainable investment objective or otherwise take ESG factors into account in a binding manner. ESG related research is one of many factors considered within the investment process and in this material we seek to show why it is financially relevant. Any investment application will be made solely on the basis of the information contained in the Fund's prospectus (including all relevant covering documents), which will contain investment restrictions. This is a marketing communication and is intended as a summary only and potential investors must refer to the prospectus of the UCITS and to the KID before investing. Information is provided on the Fund on the strict understanding that it is to - or for clients resident outside the USA. A copy of the Fund's prospectus and key information document can be obtained from Janus Henderson Investors UK Limited in its capacity as Investment Manager and Distributor. Nothing in this communication is intended to or should be construed as advice. This communication does not constitute an offer or a recommendation to sell or purchase any investment. It does not form part of any contract for the sale or purchase of any investment. The performance data does not take into account the commissions and costs incurred on the issue and redemption of units. Deductions for charges and expenses are not made uniformly throughout the life of the investment but may be loaded disproportionately at subscription. If you withdraw from an investment up to 90 calendar days after subscribing you may be charged a Trading Fee as set out in the Fund's prospectus. This may impact the amount of money which you will receive and you may not get back the amount invested. The value of an investment and the income from it can fall as well as rise significantly. Some Sub-Funds of the Fund can be subject to increased volatility due to the composition of their respective portfolios. Tax assumptions and reliefs depend upon an investor's particular circumstances and may change if those circumstances or the law change. If you invest through a third party provider you are advised to consult them directly as charges, performance and terms and conditions may differ materially. The Fund is a recognised collective investment scheme for the purpose of promotion into the United Kingdom. Potential investors in the United Kingdom are advised that all, or most, of the protections afforded by the United Kingdom regulatory system will not apply to an investment in the Fund and that compensation will not be available under the United Kingdom Financial Services Compensation Scheme. The Fund is a foreign collective investment scheme registered in the Netherlands with the Authority for the Financial Markets and in Spain with the CNMV with the number 353. A list of distributors is available at www.cnmv.es. For sustainability related aspects please access Janushenderson.com. We may record telephone calls for our mutual protection, to improve customer service and for regulatory record keeping purposes. With effect from 1 January 2023, the Key Investor Information document (KIID) changed to the Key Information Document (KID), except in the UK where investors should continue to refer to the KIID. The Janus Henderson Horizon Fund (the "Fund") is a Luxembourg SICAV incorporated on 30 May 1985, managed by Janus Henderson Investors Europe S.A. Issued by Janus Henderson Investors. Janus Henderson Investors is the name under which investment products and services are provided by Janus Henderson Investors International Limited (reg no. 3594615), Janus Henderson Investors UK Limited (reg. no. 906355), Janus Henderson Fund Management UK Limited (reg. no. 2678531), (each registered in England and Wales at 201 Bishopsgate, London EC2M 3AE and regulated by the Financial Conduct Authority) and Janus Henderson Investors Europe S.A. (reg no. B22848 at 2 Rue de Bitbourg, L-1273, Luxembourg and regulated by the Commission de Surveillance du Secteur Financier). Copies of the Fund's prospectus, Key Information Document, articles of incorporation, annual and semi-annual reports are available in English and other local languages as required from www.janushenderson.com. These documents can also be obtained free of charge from the Registered Office of the Company at 2 Rue de Bitbourg, L-1273, Luxembourg. They can also be obtained free of charge from the local Facilities Agents and the Swiss representative and paying agent. Janus Henderson Investors Europe S.A. ("JHIESA"), 2 rue de Bitbourg, L-1273 Luxemburg, is the Facilities Agent in Austria, Belgium Germany, Ireland, Malta, Portugal, Sweden and Liechtenstein. JHIESA is also the Facilities Agent for France (Sub – TA is CACEIS). FE fundinfo (Luxembourg) S.à.r.l., 6 Boulevard des Lumières, Belvaux, 4369 Luxembourg, is the Facilities Agent in Denmark, Finland, Iceland, Netherlands, Norway, Poland and Greece. State Street Bank International GmbH – Succursale Italia, Société Générale Securities Services S.p.A (SGSS S.p.A), Allfunds Bank S.A.U filiale di Milano, Caceis Bank Italy Branch, and Banca Sella Holding S.p.A. are the Sub Transfer Agents for Italy. Allfunds Bank S.A., Estafeta 6, La Moraleja, Complejo Plaza de la Fuente, Alcobendas 28109, Madrid, Spain is the Facilities Agent in Spain (Janus Henderson Horizon Fund is registered with the CNMV under number 353).
The Extract Prospectus, the key information documents, the Company's Articles as well as the annual and semi-annual reports may be obtained free of charge from the Swiss Representative. The Swiss Representative is FIRST INDEPENDENT FUND SERVICES LTD., Feldeggstrasse 12, CH-8008 Zurich. The Paying Agent in Switzerland is Banque Cantonale de Genève, 17, quai de l'Ile, CH-1204 Geneva. In respect of the units offered in Switzerland, the place of performance is the registered office of the representative. The place of jurisdiction is at the registered office of the representative or at the registered office or place of residence of the investor.
The Hong Kong Representative is Janus Henderson Investors Hong Kong Limited of Suites 706-707, Chater House, 8 Connaught Road Central, Central, Hong Kong. Janus Henderson Investors (Singapore) Limited (Company Registration No. 199700782N), whose principal place of business is at 138, Market Street #34-03/04, CapitaGreen, Singapore 048946, Singapore (Tel: 65 6813 1000). The summary of Investors Rights is available in English from https://www.janushenderson.com/summary-of-investors-rights-english. Janus Henderson Investors Europe S.A. may decide to terminate the marketing arrangements of this Collective Investment Scheme in accordance with the appropriate regulation. Janus Henderson is a trademark of Janus Henderson Group plc or one of its subsidiaries. © Janus Henderson Group plc.